

HORT/RGSC
302V

Syllabus - Spring 2022, 2nd Mini-
semester

Mon Mar 14 to Fri May 06

Forestry and Society

Instructor Information

Ryan Goss, Ph.D.

ryangoss@nmsu.edu (<mailto:ryangoss@nmsu.edu>) - Emailing through Canvas messaging is preferred

(575) 646-3297

Office Hours by appointment

Course Description

Global study of the development and use of forest resources for production of wood, fuel, fiber, and food products. Climatic, edaphic, cultural, and economic influences on forests of the world evaluated. This course allows students to become familiar with important issues concerning the interaction between forests and society. The course also explores forest types around the world, forest management, the lumber industry and how forests affect human beings.

Course Objectives

By the end of this course, you will be able to:

1. Demonstrate comprehension of basic plant physiology.
2. Analyze various inputs and environmental factors that affect trees and forests.
3. Identify forest biomes based on plant morphology and environmental characteristics.
4. Categorize different types of forest products and harvesting methods.
5. Compare and contrast various forest management practices in the US and worldwide.
6. Evaluate climate and ecological issues as they relate to society.
7. Develop an awareness of the interconnection of nature and society.

Course Organization

This Forestry and Society course is organized in modules. Due to the short 8 week timeframe of this course, we will move rapidly through the material with assignment deadlines every Monday at 4pm. This deadline ensures I will be able to respond to any questions or Canvas errors on my part. Assignments will include readings, videos, homework, quizzes, exams, discussions, papers, and essays. No late assignments will be accepted, except with approved, documented excuses.

Expectations of Effort

At NMSU a 3-credit course has an expectation that students will complete a total of 127.5 hours of in-class activities and assessments, in addition to out-of-class reading, studying and preparation. See [NMSU Policy 4.23](#) (<https://arp.nmsu.edu/4-23/>). In a 8 week class, 127.5 hours equates to approximately 2.3 hours of effort per day, including weekends. Or about 3.2 hours per weekday day, not including weekends. This Forestry and Society course will follow those expectations of effort.

Canvas Information

Canvas is the where course content, grades, and communication will reside for this course.

- learn.nmsu.edu (<http://learn.nmsu.edu>)
- For help with Canvas, please read the Required Technical Skills section below.

Prerequisites

No prerequisites are required for Forestry and Society. You must be eligible to take 300 level courses to enroll in this course.

Grading Policies

Below are listed the assignments from which your grade will be derived. See [Course Map](#) (https://nmsu.instructure.com/courses/1442180/files/191067083/download?download_frd=1) for timings and alignment to course objectives.

Assignments in this course:

Assignments	#	Points each/total	Weight (approx)
Discussions	6	50/300	18.8%
Short papers	3	100/300	18.8%

<i>The Greatest Good</i> essay	1	100/100	6.3%
Homework assignments	6	50/300	18.8%
Online quizzes	5	50/250	15.6%
Exams	2	100/200	12.5%
Final Exam	1	100/100	9.4%
Total	23	1,550	100%

Grading Scale:

Percentage	Grade
90-100%	A
80-89%	B
70-79%	C
60-69%	D
59% and Below	F

Late Work

All assignments within a learning module are due at the deadline for the module. Students will not be successful in attempts to complete every module assignment at the last minute. I highly recommend that students make daily progress on the module.

Meet every module deadline if you want to be successful in this course. Every assignment received late will be deducted 20% of the graded per hour late. For example, a paper received 63 minutes late that received a 44/50 score will be deducted 40% because it was received late within the second hour ($44 \times 60\% = 26.4$). Any assignment received more than 4 hours late will receive a zero.

Students with pre-approved, documented excuses or documented emergency situations may avoid the late penalty at the instructor's discretion and pre-approval. Students must contact the instructor immediately under each circumstance above. Approval requires some sort of document(s) that clearly indicates the situation, the dates involved and student involvement. Undocumented excuses will not be considered or approved for deadline extensions. Always contact the instructor before the deadline to seek approval. An email or phone call after the deadline will not receive approval except under emergencies (usually medical). Work, other class loads, internet issues and travel are not considered emergencies.

For exams and quizzes, you are only allowed one submission. However, you may submit multiple versions of most other assignments in this course. Therefore, you are encouraged to submit draft versions of your assignments up until the deadline. Therefore, if you have an unexcused emergency or internet problems, you will still have something submitted for grading.

Incomplete Grades

The grade of "I" may only be assigned if the student is unable to complete the course due to circumstances beyond the student's control that develop after the last day to withdraw from the course. "In no case is an I grade to be used to avoid the assigning of D, F, U or RR grades for marginal or failing work. Examples of appropriate circumstances include documented illness, documented death or crisis in the student's immediate family, unexpected military deployment and similar circumstances. Other job-related circumstances are generally not appropriate grounds for assigning an I grade." [NMSU APR 4.55](https://arp.nmsu.edu/4-55/) [\(https://arp.nmsu.edu/4-55/\)](https://arp.nmsu.edu/4-55/).

Class Withdrawals

Withdrawing from the course with a "W" is the responsibility of the student. The instructor will not initiate withdrawal. Information on summer withdraws can be found at the [registrar's website](https://catalogs.nmsu.edu/dona-ana/general-information/academic-advising-registration/) [\(https://catalogs.nmsu.edu/dona-ana/general-information/academic-advising-registration/\)](https://catalogs.nmsu.edu/dona-ana/general-information/academic-advising-registration/).

Course Schedule

Please note the schedule is subject to change. Should changes be required, you will be notified via Canvas announcements at least 3 days before the due date.

More information about specific course activities, assignments and deadlines can be found in the [Course Map](https://nmsu.instructure.com/courses/1442180/files/191060727/download?download_frd=1) [↓](https://nmsu.instructure.com/courses/1442180/files/191060727/download?download_frd=1) [\(https://nmsu.instructure.com/courses/1442180/files/191060727/download?download_frd=1\)](https://nmsu.instructure.com/courses/1442180/files/191060727/download?download_frd=1) and individual modules.

Dates	Due Date (Monday 4 pm)	Module Title	Module Objectives
Mar 14 - Mar 21	Mar 21 @ 4pm	Module 0 –Getting started	<ol style="list-style-type: none"> 1. Explain course objectives 2. Present course materials 3. Introductions
Mar 21 - Mar 28	Mar 28 @ 4pm	Module 1—All About Trees	<ol style="list-style-type: none"> 1. Explain the parts, processes and functions of trees 2. Identify forest biomes of the world.
Mar 28 - Apr 04	Apr 04 @ 4pm	Module 2—Forest Ecology	<ol style="list-style-type: none"> 1. Exhibit understanding of forest ecology

Apr 04 - Apr 11	Apr 11 @ 4pm	Module 3—Forest Products	<ol style="list-style-type: none"> 2. Describe different forest inhabitants, disease and pests. 3. Illustrate the role of disturbances in forests
Apr 11 - Apr 18	Apr 18 @ 4pm	Module 4—Forest Stewardship	<ol style="list-style-type: none"> 1. Explain timber production and other forest products 2. Examine forest economics
Apr 18 - Apr 25	Apr 25 @ 4pm	Module 5—Forest Management	<ol style="list-style-type: none"> 1. Categorize different types of forest stewardship 2. Explain urban forestry
Apr 25 - May 02	May 02 @ 4pm (Mon)	Module 6—Forests and Society	<ol style="list-style-type: none"> 1. Describe the history of the US Forest Service 2. Examine forest recreation as relates to forest management 3. Explain ethics of forest management
May 02 - May 06	May 06 @ 4pm	Final Exam Module	<ol style="list-style-type: none"> 1. Examine social and cultural impacts of forests on humans 2. Summarize how climate change is impacting forest biomes worldwide.
			<ol style="list-style-type: none"> 1. Comprehensive Assessment of Student Learning

Grading and Feedback

Online quizzes and exams will be graded immediately by Canvas. However, your grade will not be posted until after the assignment deadline. Assignments that are not automatically gradable by Canvas will be graded within ten days of the last student submission.

Discussions will be graded within one week of the due date. Specific criterion for earning discussion points will be explained with each discussion posted.

Writing assignments will be graded within ten days of the due date. Grading rubrics for each writing assignment will be posted and you are **STRONGLY ENCOURAGED** to evaluate your paper against the rubric **PRIOR** to submission.

For discussions and writing assignments, most feedback will be provided in a large course announcement that allows all students to learn from common trends witnessed in submissions. When appropriate, individual feedback

will be provided using the Canvas Document Annotation tool and Assignments Comments. Here is information on how to access this feedback:

- [View Rubric results](https://community.canvaslms.com/docs/DOC-10491-421267891) [↗](https://community.canvaslms.com/docs/DOC-10491-421267891) (<https://community.canvaslms.com/docs/DOC-10491-421267891>)
- [Access Document Annotation](https://community.canvaslms.com/docs/DOC-10542-4212352349) [↗](https://community.canvaslms.com/docs/DOC-10542-4212352349) (<https://community.canvaslms.com/docs/DOC-10542-4212352349>)
- [See Assignments Comments](https://community.canvaslms.com/t5/Student-Guide/How-do-I-view-assignment-comments-from-my-instructor/ta-p/283) [↗](https://community.canvaslms.com/t5/Student-Guide/How-do-I-view-assignment-comments-from-my-instructor/ta-p/283) (<https://community.canvaslms.com/t5/Student-Guide/How-do-I-view-assignment-comments-from-my-instructor/ta-p/283>)

Course Delivery Method

The course modules will be presented in an asynchronous method, but not self-paced. Students will complete all assignments online, including learning modules, online quizzes, participate in discussions and submit assignments. All assignments need to be turned in on or before the due date (every 4-7 days). See Late Submissions section above for more information on late assignments. Work, other class loads, and travel are not considered emergencies. When there are opportunities through the semester to earn extra credit, I will send out an announcement.

Required Materials

Required Textbook

- *Introduction to Forestry and Natural Resources*, D.L. Grebner, P. Bettinger and J.P. Siry, Academic Press, ISBN: 978-0-12-386901-2
- A newer version of this textbook is available. The older version is perfectly adequate for this semester.

Required (free) videos:

- Various free YouTube videos will be used throughout the course. You must have reliable access to the internet to watch these videos. If you do not have reliable internet at your home, students have access to campus WiFi, computer labs, computer check-outs and other forms of access.

Communication

The majority of my communication will take place through Canvas announcements. Please set your Canvas account profile *New Announcements* in Notifications to *Right Away* (Go to Profile>Notifications, find *Announcements* and set to “ *Notify me right away*”. You may also wish to change the setting on other notifications and can get a daily summary of course interactions.)

I will send announcements to communicate with the class as a whole. Email and Zoom will be used for one-on-one communication, as needed. I will respond to Canvas Inbox correspondence before the end of the next business day. I will not likely respond on weekends and holidays.

Required Technical Skills

Online Readiness

- You may wish to use [this set of questions](https://dacc.nmsu.edu/online-programs/are-you-ready-to-take-online-courses/) to help you determine if you're ready to begin in an online learning format.

Minimum Technical Skills Needed

Taking an online course requires technical skills as well as other soft skills. However, at a minimum you will need to meet certain technology abilities to complete work for this course. To begin in this course, you must:

- Be able to obtain access to an internet connection, preferably broadband, and a working computer for the duration of this course. Please use Google Chrome or Firefox for your internet browser as these work best with Canvas.
- Be proficient with Microsoft® Office applications.
- Be able to send and receive emails and email attachments in and out of class.
- Be able to navigate Canvas and change your Notification settings.
- Be able to maintain backups of all work you create for this course.
- Be able to watch YouTube Videos.
- Be able to comment and respond to discussion posts.
- Be able to submit assignments and complete quizzes in Canvas.

Canvas Resources for Students

Students who are new to using Canvas can take the [Canvas Student Tour](https://resources.instructure.com/courses/32), read the [Student Quickstart Guide](https://community.canvaslms.com/docs/DOC-2036), or search the comprehensive [Canvas Student Guide](https://community.canvaslms.com/docs/DOC-4121).

Students can also contact NMSU Help Desk at 575-646-1840 or help@nmsu.edu OR the NMSU Student Technology Advisor at 575-646-4857 or ict_st@nmsu.edu for assistance with Canvas.

Computer Hardware, Software & Web Browsers

Computer Hardware & Software

- Access to a Windows or Macintosh desktop computer or laptop with internet access, sound, and speakers. A camera for Skyping is helpful.
- Canvas Learning Management System
 - [NMSU Canvas](http://learn.nmsu.edu) login
 - [Canvas student FAQ](https://learning.nmsu.edu/canvas-faq-for-students/)
- [Microsoft Office 365](https://studenttech.nmsu.edu/microsoft-office-365-pro-plus/)
- [Adobe Reader](https://get.adobe.com/reader/) (for reading PDF files)
- Adobe Connect – built into Canvas. No download needed.
- Option, depending on where you'll be working--headset with microphone.

Web Browsers

Use only the latest version of Google Chrome or Mozilla Firefox for Canvas. Do not use Safari, Internet Explorer, or Microsoft Edge; they have known issues that can interfere with performing basic tasks within Canvas. The links to download the recommended browsers as well as instructions on how to ensure you have the latest version are listed below:

- [Download Google Chrome](https://www.google.com/chrome/?brand=CHBD&gclid=EAlaQobChMI7brQ2_2Q4QIVfh6tBh1g6glsEAAYASAAEgLU4PD_BwE&gclidsrc=aw.ds) [↗] [.\(https://www.google.com/chrome/?brand=CHBD&gclid=EAlaQobChMI7brQ2_2Q4QIVfh6tBh1g6glsEAAYASAAEgLU4PD_BwE&gclidsrc=aw.ds\)](https://www.google.com/chrome/?brand=CHBD&gclid=EAlaQobChMI7brQ2_2Q4QIVfh6tBh1g6glsEAAYASAAEgLU4PD_BwE&gclidsrc=aw.ds)
- [How to update Google Chrome](https://support.google.com/chrome/answer/95414?co=GENIE.Platform%3DDesktop&hl=en) [↗] [.\(https://support.google.com/chrome/answer/95414?co=GENIE.Platform%3DDesktop&hl=en\)](https://support.google.com/chrome/answer/95414?co=GENIE.Platform%3DDesktop&hl=en)
- [Download Mozilla Firefox](https://www.mozilla.org/en-US/firefox/new/) [↗] [.\(https://www.mozilla.org/en-US/firefox/new/\)](https://www.mozilla.org/en-US/firefox/new/)
- [How to update Mozilla Firefox](https://support.mozilla.org/en-US/kb/update-firefox-latest-version) [↗] [.\(https://support.mozilla.org/en-US/kb/update-firefox-latest-version\)](https://support.mozilla.org/en-US/kb/update-firefox-latest-version)

Mobile Devices

Canvas does not fully support mobile devices; while there is a free Canvas mobile app available through iTunes store or Android play, a lot of functionality is unavailable when using a mobile phone. When you take this course, it is assumed you have access to a computer or laptop for full access to functionality in this course. Specifically, previous students have been kicked out of quizzes and exams while trying to access Canvas through their phone. Do not use your mobile device to submit quizzes or exams.

Accessibility of eLearning Tools

- [Adobe Products: Section 508 VPATs for \(Adobe Connect 9, Adobe Acrobat, and more\)](https://www.adobe.com/accessibility/compliance.html) [↗] [.\(https://www.adobe.com/accessibility/compliance.html\)](https://www.adobe.com/accessibility/compliance.html)
- [Microsoft Products: Section 508 VPATs for \(Internet Explorer, Office, Skype, and more\)](https://docs.microsoft.com/en-us/azure/compliance/offerings/offering-section-508-vpats) [↗] [.\(https://docs.microsoft.com/en-us/azure/compliance/offerings/offering-section-508-vpats\)](https://docs.microsoft.com/en-us/azure/compliance/offerings/offering-section-508-vpats)
- [Google Products: Section 508 VPATs for \(Google Earth, Chrome Web Browser, Google Docs, and more\)](https://www.google.com/accessibility/initiatives-research/) [↗] [.\(https://www.google.com/accessibility/initiatives-research/\)](https://www.google.com/accessibility/initiatives-research/)
- [Firefox Web Browser: Section 508 VPAT \(version 3.5 and up\)](https://website-archive.mozilla.org/www.mozilla.org/firefox_vpat/firefox-vpat-3.html) [↗] [.\(https://website-archive.mozilla.org/www.mozilla.org/firefox_vpat/firefox-vpat-3.html\)](https://website-archive.mozilla.org/www.mozilla.org/firefox_vpat/firefox-vpat-3.html)

Netiquette

Online discussions are an integral part of this course. The expectation is that you will conduct yourself in a professional and courteous manner and treat others with respect. Discussions may lead to disagreement and if they do, you are still expected to remain courteous and respectful. You will be required to sign a netiquette pledge that states you will adhere to these rules stated below.

- Don't flame (personally attack) someone. It is possible to disagree with an idea without flaming the person espousing the idea.
- Use emoticons and acronyms (such as smiley J or winky J faces or LOL) to convey your emotional intent in order to avoid misunderstandings.
- Remember that the concept of "politeness" is defined for us by the families and cultures of which we are a part. What is considered polite communication in one family or culture may be impolite in another. Sometimes you may inadvertently seem impolite or feel that someone else was being impolite. Talk it out instead of assuming the person meant to be rude.

- Think critically, seek clarity of meaning and understanding. If you're presenting a different viewpoint on a scientific topic, use scientific research and reputable websites to support your statements.
- Question ideas, not people.
- Attempt to see things from other perspectives.
- Text alone does not have tone, and intent is often difficult to determine. Be mindful of how your writings may be misconstrued by others.
- If you're uncertain about how to respond to a post, please wait a few minutes before posting a reply; allow yourself time to think about what has been said.
- If you feel you're being attacked, report it immediately to me. I will be monitoring discussions but not 24/7, so I may not be seeing things "live".

Syllabus Modifications Statement

The syllabus is subject to change and notification of changes will be made through course announcements. If there are any due date changes, these will be announced at least 3 business days prior to the new due date.

Plagiarism

Plagiarism is using another person's work without acknowledgment, making it appear to be one's own. Intentional and unintentional instances of plagiarism are considered instances of academic misconduct and are subject to disciplinary action such as failure on the assignment, failure of the course or dismissal from the university. The NMSU Library has more information and help on how to avoid plagiarism at <http://lib.nmsu.edu/plagiarism/> (<http://lib.nmsu.edu/plagiarism/>).

Academic Misconduct














Academic misconduct will not be tolerated in this class.














Academic and non-academic misconduct: The Student Code of Conduct defines academic misconduct, non-academic misconduct and the consequences or penalties for each. The [Student Code of Conduct](http://studenthandbook.nmsu.edu/student-code-of-conduct/academic-misconduct/) (<http://studenthandbook.nmsu.edu/student-code-of-conduct/academic-misconduct/>) is available in the [NMSU Student Handbook](http://studenthandbook.nmsu.edu/) (<http://studenthandbook.nmsu.edu/>).





NMSU Student Resources & Policies

Please visit <https://provost.nmsu.edu/faculty-and-staff-resources/syllabus/policies> (<https://provost.nmsu.edu/faculty-and-staff-resources/syllabus/policies.html>) for university policies and student services, including Student Accessibility Services, Discrimination and Disability Accommodation, academic misconduct, student services, final exam schedule, grading policies and more.

Course Summary:

Date	Details	Due
Mon Mar 21, 2022	 0.04 Syllabus Quiz (https://nmsu.instructure.com/courses/1442180/assignments/12033446)	due by 4pm
	 0.06 Netiquette Pledge (https://nmsu.instructure.com/courses/1442180/assignments/12033456)	due by 4pm
	 0.08 Deadline Pledge (https://nmsu.instructure.com/courses/1442180/assignments/12033485)	due by 4pm
	 0.10 Plagiarism Pledge (https://nmsu.instructure.com/courses/1442180/assignments/12033486)	due by 4pm
	 0.11 Forestry and Society Pre-Test (https://nmsu.instructure.com/courses/1442180/assignments/12033443)	due by 4pm
Mon Mar 28, 2022	 0.12 Introductions Video Discussion (https://nmsu.instructure.com/courses/1442180/assignments/12033453)	due by 4pm
	 1.06 HW1 - Plant Parts (https://nmsu.instructure.com/courses/1442180/assignments/12033457)	due by 4pm
	 1.07 Plant Parts and Functions Quiz (https://nmsu.instructure.com/courses/1442180/assignments/12033444)	due by 4pm
	 1.11 HW2 - Plant Biomes (https://nmsu.instructure.com/courses/1442180/assignments/12033458)	due by 4pm
Mon Apr 4, 2022	 1.12 Forest Biomes Quiz (https://nmsu.instructure.com/courses/1442180/assignments/12033440)	due by 4pm
	 2.04 Forest Ecology Discussion (https://nmsu.instructure.com/courses/1442180/assignments/12033454)	due by 4pm
	 2.07 HW3 - Forest Animals and Pests (https://nmsu.instructure.com/courses/1442180/assignments/12033459)	due by 4pm
	 2.08 Forest Pest Quiz (https://nmsu.instructure.com/courses/1442180/assignments/12033441)	due by 4pm

Date	Details	Due
	 2.12 Forest Disturbances Discussion (https://nmsu.instructure.com/courses/1442180/assignments/12033450)	due by 4pm
	 2.13 Paper 1 - Human Impact on Forests (https://nmsu.instructure.com/courses/1442180/assignments/12033460)	due by 4pm
	 3.05 HW4 - Daily plants (https://nmsu.instructure.com/courses/1442180/assignments/12033461)	due by 4pm
Mon Apr 11, 2022	 3.06 Timber Production and Products Quiz (https://nmsu.instructure.com/courses/1442180/assignments/12033445)	due by 4pm
	 Exam #1 (https://nmsu.instructure.com/courses/1442180/assignments/12033448)	due by 4pm
Mon Apr 18, 2022	 4.05 HW5 - Forest stewardship (https://nmsu.instructure.com/courses/1442180/assignments/12033462)	due by 4pm
	 4.09 HW6 - Urban Forestry (https://nmsu.instructure.com/courses/1442180/assignments/12033463)	due by 4pm
	 4.10 Paper 2 - Low Income Urban Forestry Program (https://nmsu.instructure.com/courses/1442180/assignments/12033464)	due by 4pm
Mon Apr 25, 2022	 5.03 The Greatest Good Essay (https://nmsu.instructure.com/courses/1442180/assignments/12033465)	due by 4pm
	 5.06 Multiple Use Issues Discussion (https://nmsu.instructure.com/courses/1442180/assignments/12033451)	due by 4pm
	 5.10 NMSU's Contribution to Forests (https://nmsu.instructure.com/courses/1442180/assignments/12033455)	due by 4pm
Mon May 2, 2022	 Exam #2 (https://nmsu.instructure.com/courses/1442180/assignments/12033449)	due by 4pm
	 6.07 Social and Cultural Impacts of the Forest (https://nmsu.instructure.com/courses/1442180/assignments/12033452)	due by 4pm

Date	Details	Due
	 6.08 Paper 3 - Carbon and Forest Relationships (https://nmsu.instructure.com/courses/1442180/assignments/12033466)	due by 4pm
	 07.03 Forestry and Society Post-Test (https://nmsu.instructure.com/courses/1442180/assignments/12033447)	due by 4pm
Fri May 6, 2022	 Final Exam (https://nmsu.instructure.com/courses/1442180/assignments/12033442)	due by 4pm
	 SWAAN Video Summary Extra Credit (https://nmsu.instructure.com/courses/1442180/assignments/12033467)	due by 4pm